



Vanguard Growth Index Fund

Domestic stock fund | Institutional Shares

Overall risk level Low <-----> High					Total net assets	Expense ratio as of 04/27/16	Ticker symbol	Inception date	Fund number
1	2	3	4	5	\$9,416 MM	0.07%	VIGIX	05/14/98	0868

Investment objective

Vanguard Growth Index Fund seeks to track the performance of a benchmark index that measures the investment return of large-capitalization growth stocks.

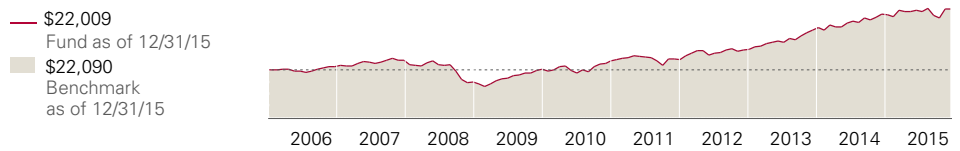
Investment strategy

The fund employs an indexing investment approach designed to track the performance of the CRSP US Large Cap Growth Index, a broadly diversified index predominantly made up of growth stocks of large U.S. companies. The fund attempts to replicate the target index by investing all, or substantially all, of its assets in the stocks that make up the index, holding each stock in approximately the same proportion as its weighting in the index.

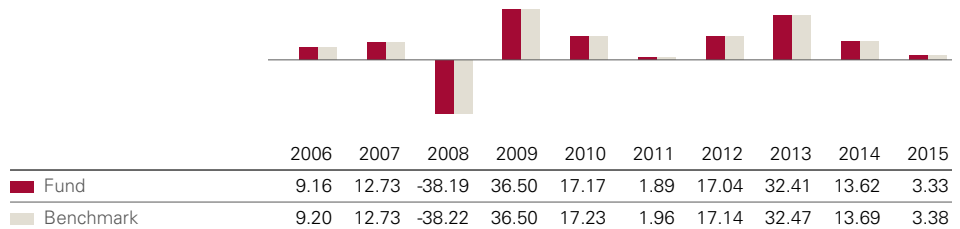
Benchmark

Spliced Growth Index

Growth of a \$10,000 investment : January 31, 2006—December 31, 2015



Annual returns



Total returns

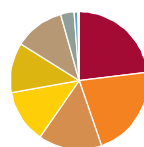
Periods Ended June 30, 2016

	Quarter	Year to Date	One Year	Three Years	Five Years	Ten Years
Fund	1.02%	1.37%	1.47%	12.52%	12.14%	8.70%
Benchmark	1.02%	1.39%	1.52%	12.58%	12.21%	8.74%

The performance data shown represent past performance, which is not a guarantee of future results. Investment returns and principal value will fluctuate, so investors' shares, when sold, may be worth more or less than their original cost. Current performance may be lower or higher than the performance data cited. For performance data current to the most recent month end, visit our website at vanguard.com/performance.

Figures for periods of less than one year are cumulative returns. All other figures represent average annual returns. Performance figures include the reinvestment of all dividends and any capital gains distributions. All returns are net of expenses.

Top sector holdings—Stocks



Technology	23.0%	Industrials	11.6
Consumer Services	21.7	Oil & Gas	3.1
Health Care	15.0	Basic Materials	0.9
Financials	12.4	Telecommunications	0.4
Consumer Goods	11.9	Other	0.0

Vanguard Growth Index Fund

Domestic stock fund | Institutional Shares

Ten largest holdings*

1	Apple Inc.	
2	Alphabet Inc.	
3	Amazon.com Inc.	
4	Facebook Inc.	
5	Coca-Cola Co.	
6	Home Depot Inc.	
7	Philip Morris International Inc.	
8	Comcast Corp.	
9	Walt Disney Co.	
10	Visa Inc.	
Top 10 as % of Total Net Assets		26.8%

*The holdings listed exclude any temporary cash investments and equity index products.

Connect with Vanguard® > vanguard.com

Plain talk about risk

An investment in the fund could lose money over short or even long periods. You should expect the fund's share price and total return to fluctuate within a wide range, like the fluctuations of the overall stock market. In addition, the fund's performance could be hurt disproportionately by a decline in the prices of just a few stocks. This is because, compared with other mutual funds, the fund invests a greater percentage of assets in the stocks of fewer companies. The fund's performance could also be hurt by:

Stock market risk: The chance that stock prices overall will decline. Stock markets tend to move in cycles, with periods of rising stock prices and periods of falling stock prices. The fund's target index may, at times, become focused in stocks of a particular sector, category, or group of companies. Because the fund seeks to track its target index, the fund may underperform the overall stock market.

Investment style risk: The chance that returns from large-capitalization growth stocks will trail returns from the overall stock market. Large-cap stocks tend to go through cycles of doing better—or worse—than other segments of the stock market or the stock market in general. These periods have, in the past, lasted for as long as several years.

For more information about Vanguard funds or to obtain a prospectus, see below for which situation is right for you.

If you receive your retirement plan statement from Vanguard or log on to Vanguard's website to view your plan, visit vanguard.com or call **800-523-1188**

If you receive your retirement plan statement from a service provider other than Vanguard or log on to a record keeper's website that is not Vanguard to view your plan, please call **855-402-2646**

Visit vanguard.com to obtain a prospectus or, if available, a summary prospectus. Investment objectives, risks, charges, expenses, and other important information about a fund are contained in the prospectus; read and consider it carefully before investing.

Financial advisor clients: For more information about Vanguard funds, contact your financial advisor to obtain a prospectus.

Investment Products: Not FDIC Insured • No Bank Guarantee • May Lose Value